



GIOVENZANA
INTERNATIONAL B.V.

PS-Ex SERIES



PENDANT STATIONS
Increased Safety - Group IIC

Reccomended for **HAZARDOUS LOCATIONS**
TOTALLY CUSTOMIZABLE on your specific needs

PS-Ex SERIES

OVERVIEW

PS-Ex series pendant control stations range is suitable for all kinds of industry but are mainly used on overhead cranes and cranes.

The PS-Ex range is available with 4, 6 or 8 push buttons with up to three contact blocks per operator.

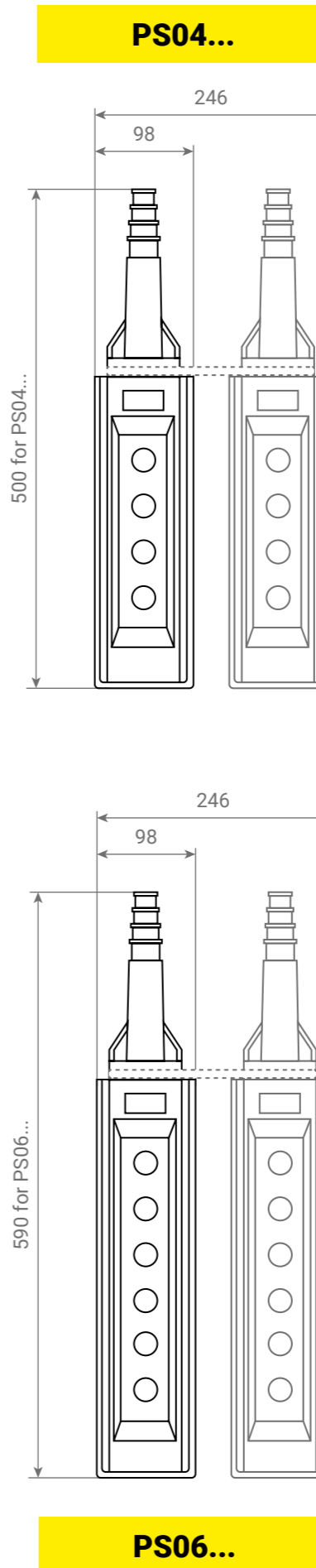
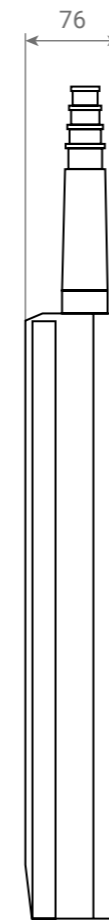
They are suitable in single- or dual-speed configurations.

Custom double PS assemblies can be delivered to provide 8, 12 or 16 way pendant control stations.

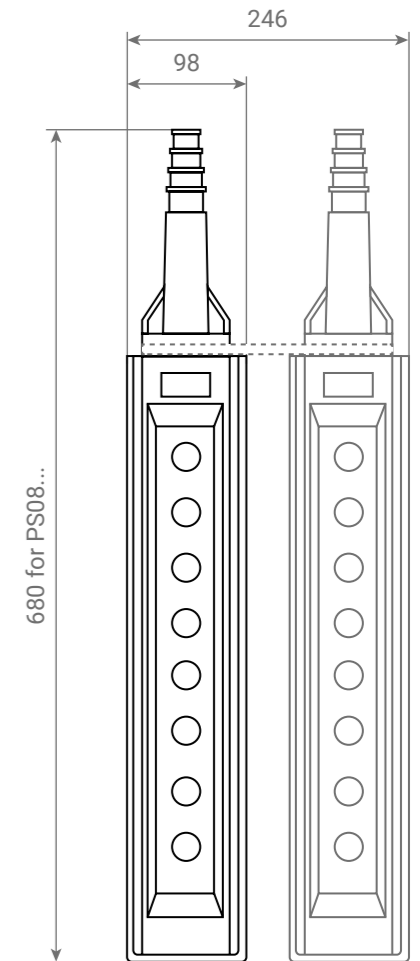
The PS-Ex series also features an optional double-step actuation mode for dual speed control.

TECHNICAL DATA

Material	Glass-reinforced polyester (GRP)
IP rating	IP65 according to EN/IEC 60529
Temperature range	-20°C ... +60°C (without lighting functions) -20°C ... +50°C (with lighting functions)
Certificate	ATEX LOM 20ATEX1055X/1 IECEX LOM 20.0007X
Marking	II 2 G - Ex db eb IIC T6 Gb or Ex db eb mb IIC T6 Gb II 2 D - Ex tb IIIC T85°C Db - IP65
Features of the contact block	I _{th} = 10 A U _i = 415 V
AC	U _e = 380 V; I _e = 1,9 A or U _e = 240 V; I _e = 3 A or U _e = 120 V; I _e = 6 A
DC	U _e = 250 V; I _e = 0,27 A or U _e = 125 V; I _e = 0,55 A or U _e = 24 V; I _e = 2,87 A
Features of the LED pilot light	
Rated voltage	24 ... 254 V AC/DC
Maximal current	2 ... 10 mA
Mechanical endurance of the push buttons	
Head	5 million operations
Contact block	1 million operations
Cable entry	For cable Ø 10 to Ø 22 mm
Customized solution	On request



Possibility of pairing two single row pendant stations to provide 8, 12 or 16 way pendant control stations.



PS08...

PS06...

The products described in this publication are subject to review or improvement in real time. Descriptions and details of the catalogue, such as technical and operational data, drawings, wiring diagrams, instructions, etc. have no contractual value. It is understood that the products must be installed and used by qualified personnel and in compliance with the rules in force for electrical installations to avoid damage and safety hazards.

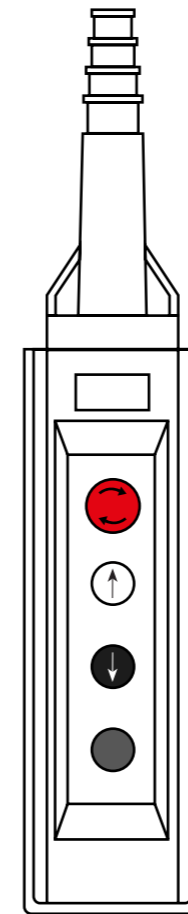
Giovenzana International B.V.

| Strawinskylaan, 1105 - 1077 XX Amsterdam (NL) | Ph: +31(0) 20.4413576 | Email: giovenzana@giovenzana.com | www.giovenzana.com |

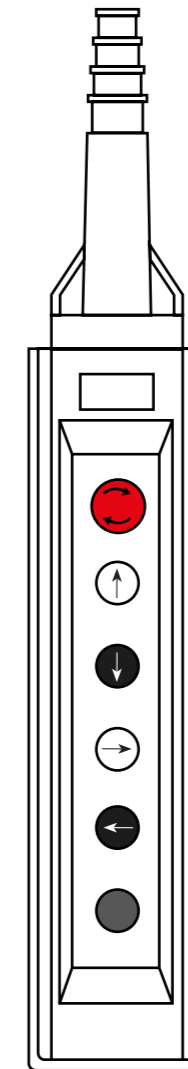
COMPLETE PENDANT CONTROL STATIONS - SINGLE SPEED

PRODUCT CODE	NR. OF WAYS	COLOUR	SYMBOL	LABEL	ACTUATOR	CONTACT BLOCK
PS04EX	4	Red		Emergency stop	1 x Mushroom, spring to return, Ø 40 mm	1 NC
		White	↑	Up	1 x Push button	1 NO
		Black	↓	Down	1 x Push button	1 NO
		Black			1 x Blank plug	
PS06EX	6	Red		Emergency stop	1 x Mushroom, spring to return, Ø 40 mm	1 NC
		White	↑	Up	1 x Push button	1 NO
		Black	↓	Down	1 x Push button	1 NO
		White	→	Right	1 x Push button	1 NO
		Black	←	Left	1 x Push button	1 NO
		Black			1 x Blank plug	
PS08EX	8	Red		Emergency stop	1 x Mushroom, spring to return, Ø 40 mm	1 NC
		Green	I	Start	1 x Push button	1 NO
		White	↑	Up	1 x Push button	1 NO
		Black	↓	Down	1 x Push button	1 NO
		White	→	Right	1 x Push button	1 NO
		Black	←	Left	1 x Push button	1 NO
		White	↗	Forward	1 x Push button	1 NO
		Black	↖	Backward	1 x Push button	1 NO

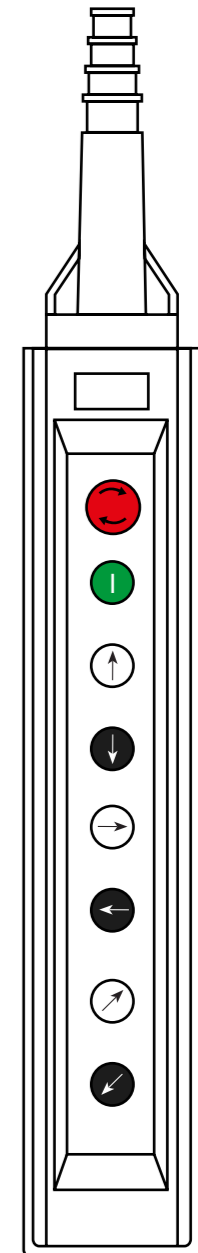
STANDARD CONFIGURATIONS - SINGLE SPEED



PS04EX



PS06EX



PS08EX

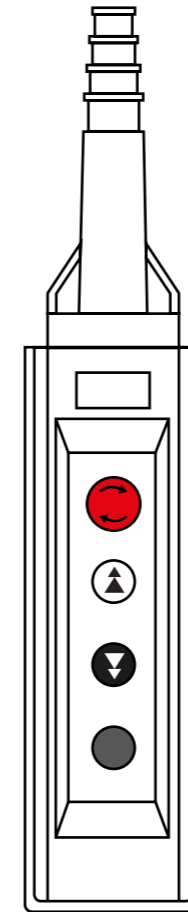


Product totally customizable on your specific needs and applications.

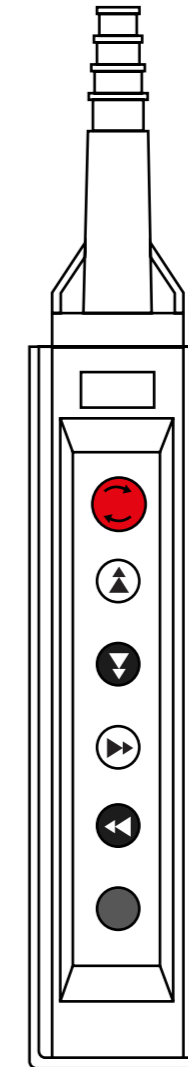
COMPLETE PENDANT STATIONS - DOUBLE SPEED

PRODUCT CODE	NR. OF WAYS	COLOUR	SYMBOL	LABEL	ACTUATOR	CONTACT BLOCK
PS04D2EX	4	Red		Emergency stop	1 x Mushroom, spring to return, Ø 40 mm	1 NC
		White		Double Speed Up	1 x Push button	2 NO
		Black		Double Speed Down	1 x Push button	2 NO
		Black			1 x Blank plug	
PS06D4EX	6	Red		Emergency stop	1 x Mushroom, spring to return, Ø 40 mm	1 NC
		White		Double Speed Up	1 x Push button	2 NO
		Black		Double Speed Down	1 x Push button	2 NO
		White		Double Speed Right	1 x Push button	2 NO
		Black		Double Speed Left	1 x Push button	2 NO
		Black			1 x Blank plug	
PS08D6EX	8	Red		Emergency stop	1 x Mushroom, spring to return, Ø 40 mm	1 NC
		Green	I	Start	1 x Push button	1 NO
		White		Double Speed Up	1 x Push button	2 NO
		Black		Double Speed Down	1 x Push button	2 NO
		White		Double Speed Right	1 x Push button	2 NO
		Black		Double Speed Left	1 x Push button	2 NO
		White		Double Speed Forward	1 x Push button	2 NO
		Black		Double Speed Backward	1 x Push button	2 NO

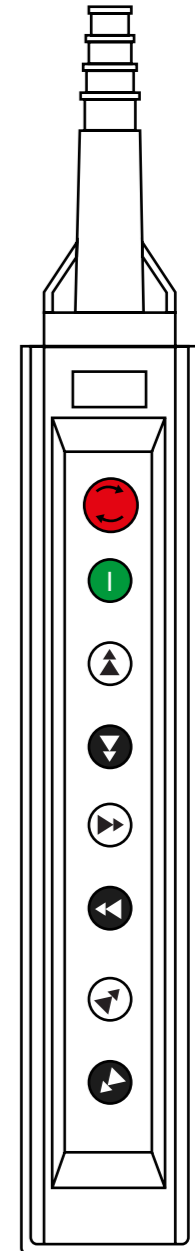
STANDARD CONFIGURATIONS - DOUBLE SPEED



PS04D2EX



PS06D4EX



PS08D6EX



Product totally customizable on your specific needs and applications.

ACCESORIES AND SPARE PARTS

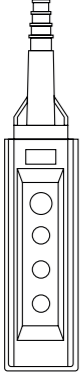
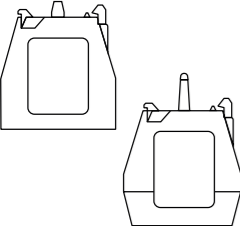
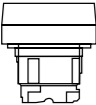




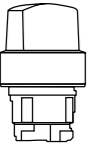


The range of pendant control stations of the **PS-Ex series** provides the possibility of customizing the product upon customer application request.









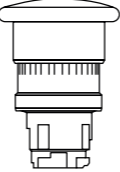


Add-ons, accessories and spare parts are available that can create different configurations and meet the most diverse needs.

This flyer does not include the codes of these individual added components, will be requested and evaluated together with the sales representative and our technical department.



Complete your own configuration with our technical and sales support.

	TYPE	FUNCTION
	Empty pendant control station	4 buttons
		6 buttons
		8 buttons
	Slow break contact element (single speed, double speed, lampholder with build-in led)	1NO - 2NO
		1NC
	Complete booted push button operator	 Red
		 Green
		 White
		 Black
	Selector switch + contact	 Black - 2 fixed positions
		 Black - 3 fixed positions

	TYPE	FUNCTION
	Multitension pilot light (24V ... 254V AC-DC)	 Red
		 Green
		 Yellow
		 Blue
		 White
	Blank plug	 Black
	Emergency Mushroom head (Ø40)	 Red
	Emergency Mushroom head (Ø40)	 Red

PUSH BUTTON SYMBOLOGY

ARROW FOR SINGLE STEP PUSH BUTTON	
SYMBOL	FUNCTION
↑	Up
↓	Down
→	Right
←	Left
↗	Forward
↖	Backward
↑↑	Fast Up
↓↓	Fast Down
⇒	Fast Right
⇐	Fast Left
↗↗	Fast Forward
↖↖	Fast Backward
I	
O	
O - 1	
I - II	
I - O - II	
STOP	Emergency Stop

ARROW FOR DOUBLE STEP PUSH BUTTON	
SYMBOL	FUNCTION
▲	Double Speed Up
▼	Double Speed Down
▶▶	Double Speed Right
◀◀	Double Speed Left
↗↗	Double Speed Forward
↖↖	Double Speed Backward




Buttons are always accompanied by the symbolism on the nameplates or labels below.
Nameplates and labels can be customised on request and will each describe the functionality related to the individual button.



GIOVENZANA
INTERNATIONAL B.V.

www.giovenzana.com



PS-Ex
PENDANT STATIONS
for HAZLOC

**NEW
PRODUCT**

Giovenzana International B.V.